



# BOBCAT WAG

DECEMBER 18-22

**MONDAY, DEC. 18**



**TUESDAY, DEC. 19**



**SPIRIT WEDNESDAY, DEC. 20**

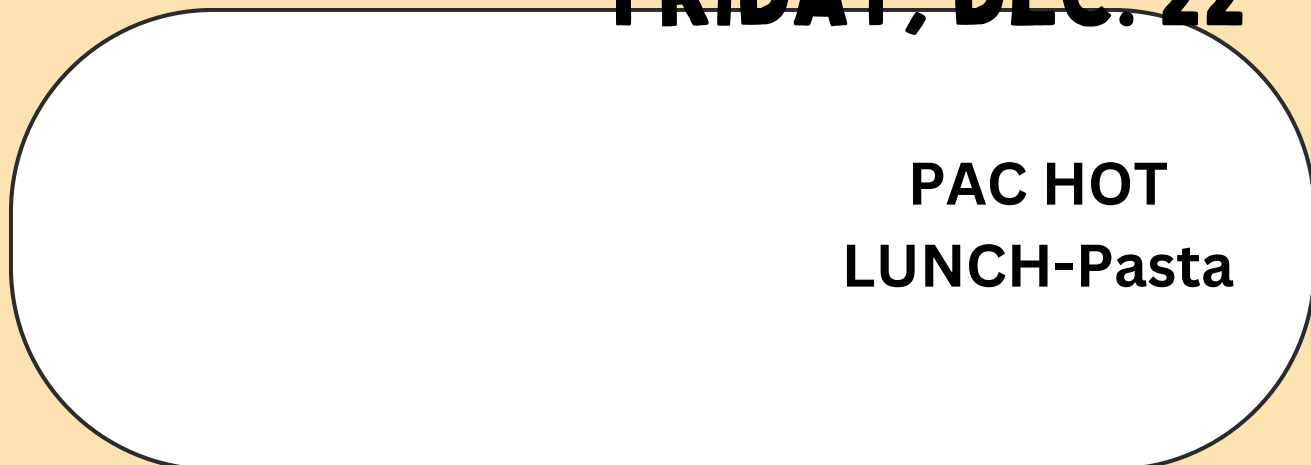


**THURSDAY, DEC. 21**

Breakfast Club @ 8am in the gym



**FRIDAY, DEC. 22**



**PAC HOT LUNCH-Pasta**

## UPCOMING DATES...

Monday, January 8--

Tuesday, January 9-

Wednesday, January 10-DARE lessons begin for grade 5s and 6s

Thursday, January 11-Breakfast club at 8am

Friday, January 12--

PAC Hot lunch--PASTA



# UPDATES FROM THE PAC



## PURDY'S & SPIRIT WEAR

Orders are now in! If you haven't received your Purdy's chocolates or Blundell spirit wear yet, please contact PAC by email to arrange pick-up. Thank you to everyone who supported our fundraisers!



## JAN/FEB HOT LUNCH

Hot lunch ordering will open soon. We will let you know when we are ready to receive orders. The first lunch after the holidays will be on Friday, Jan 12.



## PIZZA WEDNESDAYS!

Starting January, we will also be offering pizza EVERY WEDNESDAY in addition to different hot lunches on FRIDAY. ALL ORDERS will be processed and paid for on MunchaLunch.



## LUNCH REMINDERS

The next hot lunch (last of this year) will be:  
**Friday, Dec 22 - Pasta**

**PLEASE:** Send a **PLATE** or **CONTAINER** on Pizza Day to help your child carry their pizza  
Send a **FORK** on other days to reduce waste!

## MORE VOLUNTEERS PLEASE!

**FREE ON WEDNESDAY?** We need you! Please let us know if you can support our pizza lunches on Wednesdays! Email us or sign up on MunchaLunch!  
**NEXT PAC MEETING IS:** Friday, January 12, 2024 at 1PM in the library (following hot lunch). We hope to see you in the new year!



## CONTACT THE PAC

[blundell.elementary.pac@gmail.com](mailto:blundell.elementary.pac@gmail.com)

## LINK TREE

<https://linktr.ee/blundell.elementary.pac>

# Blundell Skate Night

## **FREE EVENT!**

Open to all Blundell students, teachers and families!



**Monday, Dec 18**

4:30 – 6 PM

Minoru Arena

7551 Minoru Gate

## **FREE hot chocolate!**

Bring your own mug to reduce waste



**FREE skate rentals,** helmets, and seal skate aids are available

## **Plus:**

- Temporary tattoo station
- Raffle draws
- A SURPRISE visit from a SPECIAL GUEST!



# LOST AND FOUND

**Located just past the office on a table.**

**No picture today, Sorry!**

**The lost and found will be cleaned out each term. Please come by and take a peek if one of the items looks like yours!**

**Items not picked up by Friday, Dec. 22 will be donated to charity. Thank you!**

## **SPIRIT DAYS**

### **WHAT WILL YOU WEAR?**



**PJ and stuffy day**



**Wear your pyjamas and bring your favourite stuffy to share with your classmates!**

**Students and staff will take part in a movie afternoon and snacks will be served.**



**Thank you to our our Leadership students for organizing!**



# LEARNING UPDATES

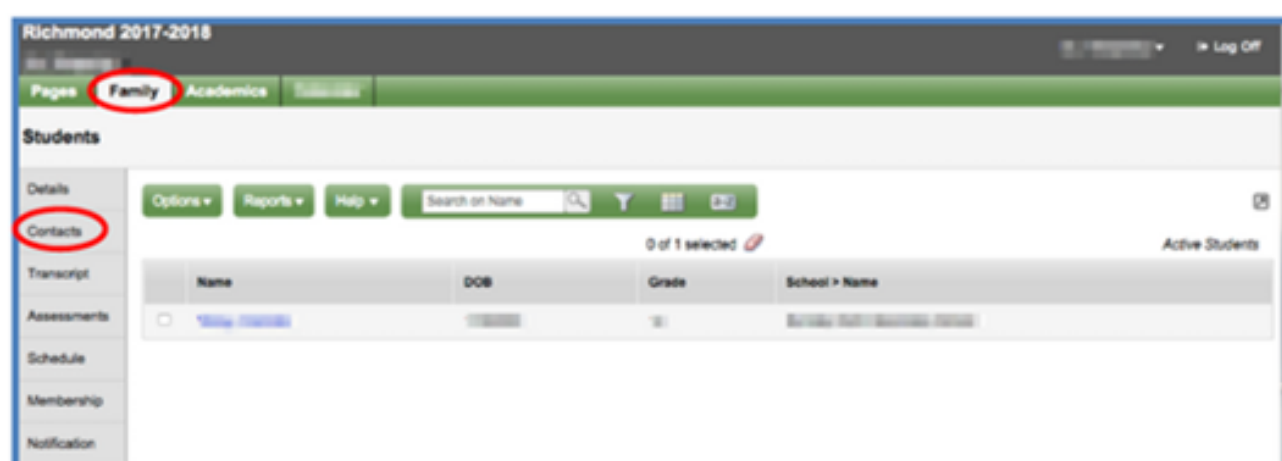
Published today and available for reading on MyED Parent Portal. Please refer to email sent on Thursday, Dec. 14th.



Reports cards will be available for viewing online today at 2:30pm (detailed instructions for the Parent Portal were emailed out yesterday (Dec. 14).



**Top Tabs:** There are four Top Tabs on the main page. The Top Tab you are currently viewing will be highlighted.  
**Side Tabs:** The tabs along the side will change depending on the current Top Tab



Each time you log in to the Parent Portal, you will land on the 'Pages' tab. The MyED Parent Portal includes other tabs that contain information parents can view. Here is a brief summary of each tab.

## Pages Tab

**Recent Activity** - information about recently posted student attendance and some mark information.

**Published Reports** - When a report card is published to the portal, it will appear under the Published Reports heading as a hyperlinked PDF document. You will receive an email that a report card has been published to the portal.




Please note that Report Cards cannot be archived on the Parent Portal. Each report card will be removed 4-6 weeks after publication. Please download any report cards that you would like to save.

# Learning Updates--

## Understanding the PROFICIENCY SCALE

THE LEARNING JOURNEY TAKES TIME AND PATIENCE

For each individual student, learning moves through various stages. The goal is the same; there is a particular skill or understanding that needs to be learned and demonstrated. However, the time it takes for students to reach their destination and the route they take to get there varies. The proficiency scale is a way for teachers, students and parents to understand where each student is on their learning journey and what they need to work on to move towards proficiency. The following examples are adapted from our work with Canadian Assessment Educator, Katie White, who describes these stages of learning in the context of learning to drive.



### EMERGING

When learners are emerging, they are in the process of building their readiness to learn. This includes elements such as becoming familiar with language, background context or foundational skills.

When we are learning to drive, before we get behind the wheel, we need to learn what the street signs mean, the basic rules of the road and what all the parts of the car do. We need a solid foundation before we move onto practicing the skill we're learning and move to being supported.

### DEVELOPING

When learners are developing, they are working with others to improve their skill and understanding. This is where students spend most of their time, practicing, refining, making wrong turns and correcting their processes and thinking.

This is when we actually turn on the car and try driving. We need opportunities with someone to guide us where we might need support and further practice with the process. It is this practice with a more experienced driver that allows us to move towards proficiency.

### PROFICIENT

When learners are proficient, they are able to demonstrate the skills they have learned independently and with confidence. Students should be able to show their proficiency in a number of ways.

Drivers demonstrate their proficiency by passing their driving test. Once they show that they have the skill to drive independently, they no longer need someone in the car with them; they can continue to develop their comfort and enjoyment independently.

### EXTENDING

#### EXTENDING

When learners are extending, they are free to explore the larger applications and possibilities of their learning. As they develop deeper understanding, they have more opportunities to make thoughtful connections and to innovate.

Once drivers are extending, they can try their hand at many new experiences. They can drive different sorts of vehicles and explore different terrain and weather. Their proficiency in the skill of driving allows them to explore the world in ways they previously weren't able to.

Proficiency Scale	→			
	Emerging	Developing	Proficient	Extending
	The student demonstrates an initial understanding of the concepts and competencies relevant to the expected learning.	The student demonstrates a partial understanding of the concepts and competencies relevant to the expected learning.	The student demonstrates a complete understanding of the concepts and competencies relevant to the expected learning.	The student demonstrates a sophisticated understanding of the concepts and competencies relevant to the expected learning.

# HAPPENINGS AROUND THE *Holidays*



Div. 1 Space  
Art

Outside  
the library

